


Off-plane X-ray Czerny Turner

The OP XCT spectrometer design is intended for extreme and vacuum ultraviolet wavelengths, ~8 to 125nm (10 to 150eV). It is useful as a monochromator with point-to-point imaging for high harmonic laser generation experiments like photoemission spectroscopy, pump probe ARPES and so on.

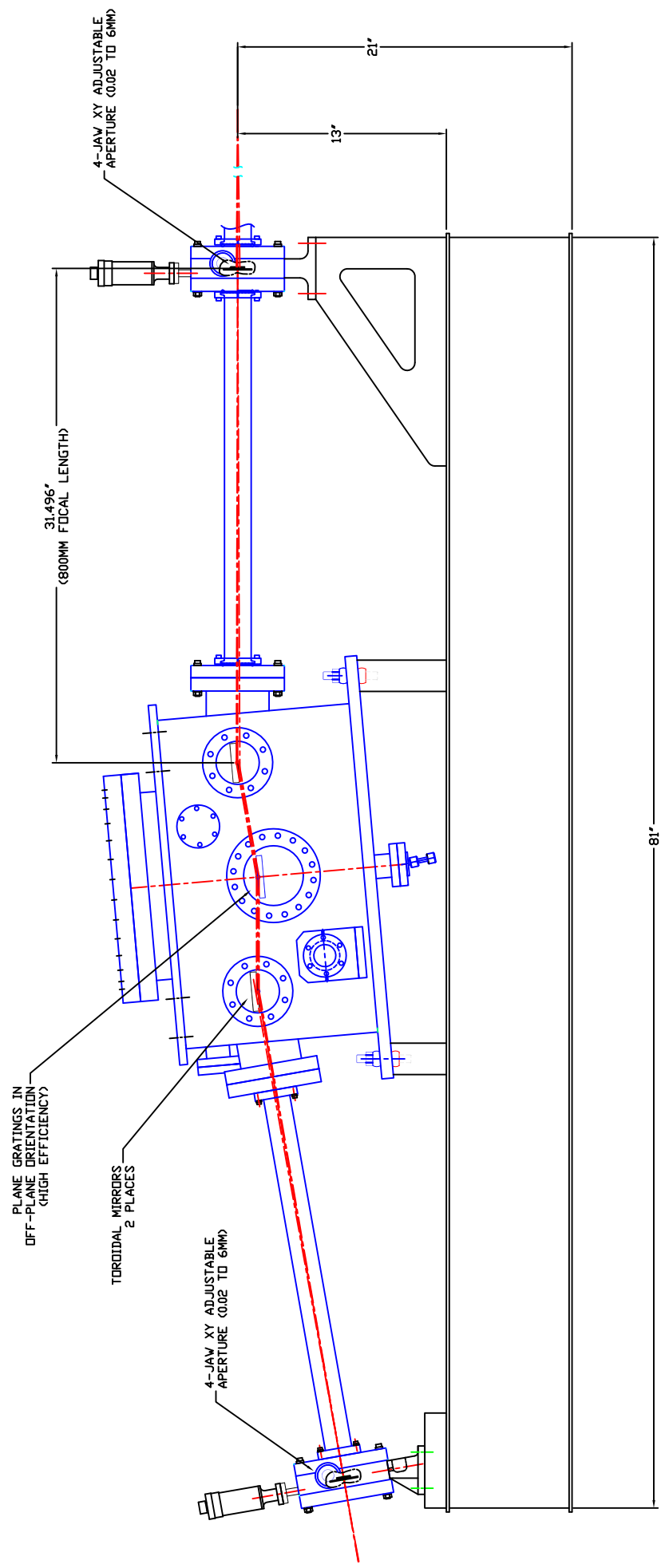
This miniature beam line is ideal for in laboratory experiments with laser sources. The grazing incidence off-plane optical system is very efficient, has good image formation and uses easy to obtain plane diffraction gratings.

We are happy to present investigators with a unique spectrometer (spectrograph) useful for a variety of spectroscopy techniques.



Focal Length (mm)	800			
Angle of Incidence (degrees)	85			
Acceptance (milli radians)	8			
Reproducibility (nm)	0.005 (with 1200g/mm grating)			
Grating Selection (g/mm)	1800	1200	600	300
Resolution (nm, FWHM)	0.06	0.08	0.16	0.32
Grating Range (nm)	0 to 45	0 to 70	0 to 140	0 to 280
1 st Order Blaze (nm)	44	27	84	113
		19	30	81
		5	14	
		3		

NOTICE-PROPRIETARY INFORMATION
 THE DESIGN AND RELATED INFORMATION
 CONTAINED HEREIN IS THE SOLE
 PROPERTY OF S.I. CORP. THE DISCLOSURE
 OF THIS INFORMATION DOES
 NOT CONSTITUTE THE RELEASE OF
 ANY PROPRIETARY RIGHTS THEREIN.
 PERMISSION OR THE PRODUCTS DIS-
 CLOSED HEREIN MUST BE OBTAINED
 IN WRITING FROM S.I. CORP.



SOURCE: XCT CHAMBER ASSY 8-7-12.DWG
 REF: XCT OP TOP LEVEL NO 100-111672

UNLESS OTHERWISE SPECIFIED		MODEL NO.	XXXXXX
DIMENSIONS ARE IN INCHES		PART NO.	XXXXXX
TOLERANCES UNLESS OTHERWISE SPECIFIED		DRAWN BY	JYZ/12/19/12
FRAMES	±1/16"	CHECKED	ENGINEER
ANGLES	±1/2°	ENGINEER	JYZ/12/19/12
XX	±0.005	QTY PER ASSY	1
XX	±0.005		
SURFACE QUALITY 63/ MAX			
REMOVE ALL BURRS & BREAK			
SHARP EDGES .010 MAX. R.			
MATERIAL:			
FINISH:			

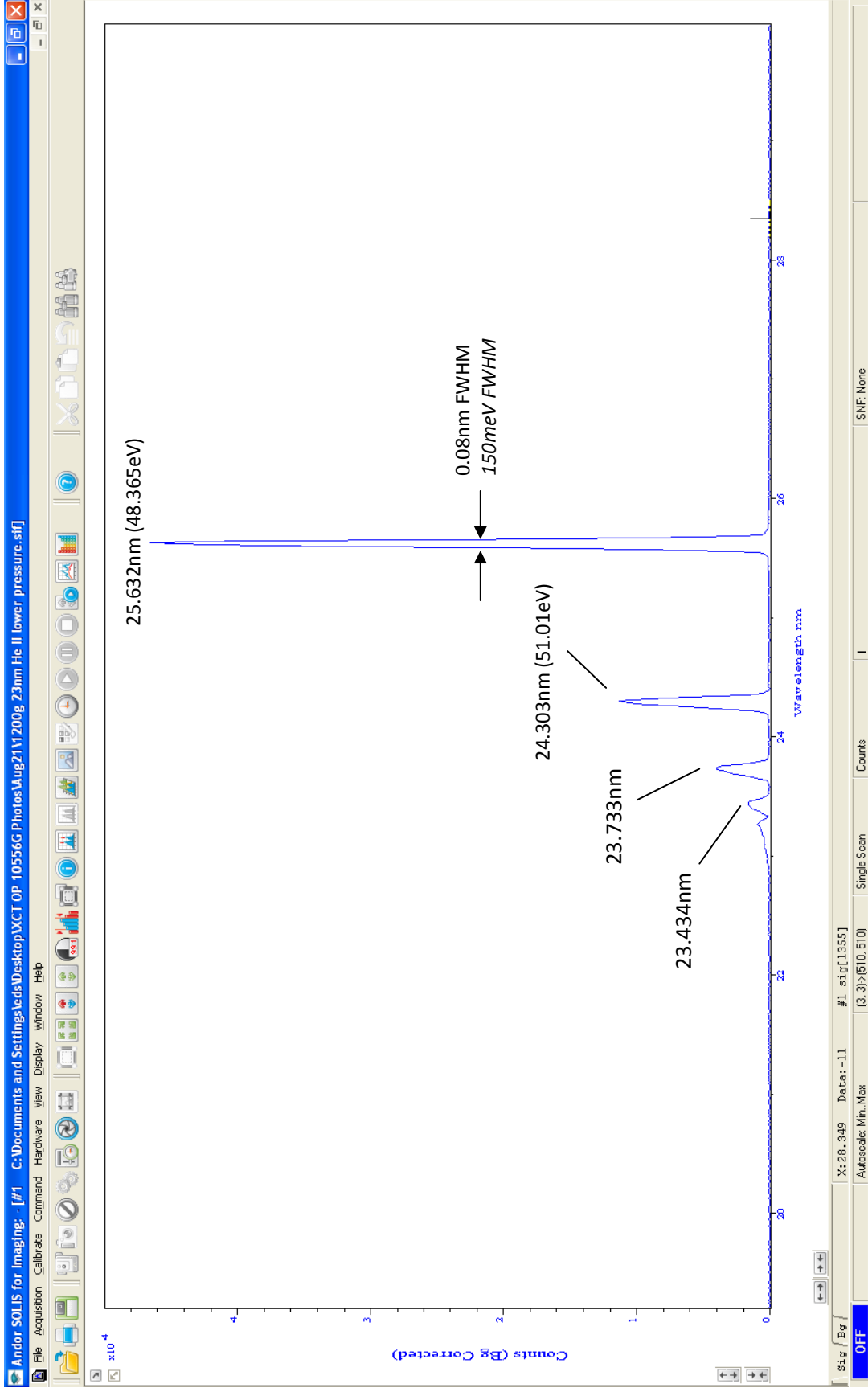
TOPHERSON, INC.
 7A STUART ROAD, CHELSEA, MA 01824, TEL. 978-286-4512

DESCRIPTION:
XCT OP MONO CHROMATOR PICTORIAL

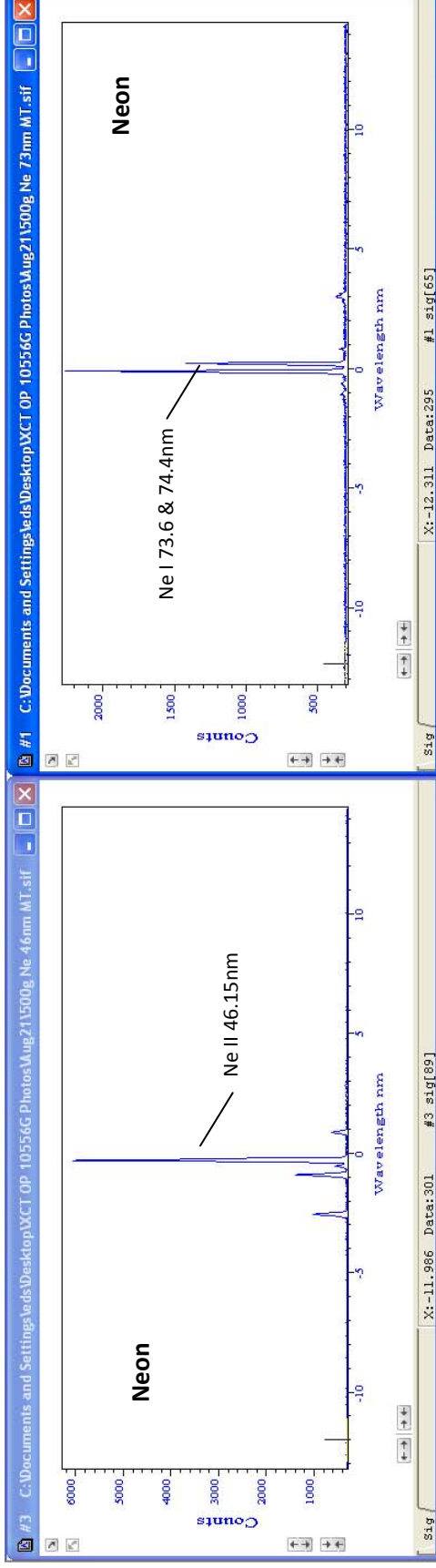
SIZE: D
 DWG NO: 500-111693
 REV: 0

SCALE: 1/1
 JOB NO: 10556
 SHEET 1 OF 1

OP-XCT Data, Helium II (1200g/mm, 50um ent, CCD detector)



OP-XCT Data, Helium & Neon (500g/mm, 50um ent, CCD detector)



OP-XCT Data, Images

